







**BAKU
2018**

MAG & WAG
Youth Olympic Games Qualification
Baku, Azerbaijan
June 23, 2018

Youth Olympic Games Qualifying Competition
Women Artistic Gymnastics
Individual
JUNIORS



All-Around Results

Rank	Name	NOC Code									Total				
			D	Total Rk.	D	Total Rk.	D	Total Rk.	D	Total Rk.					
			E	Pen.	E	Pen.	E	Pen.	E	Pen.					
1	BACHYNSKA Anastasiia	UKR	5.0	14.23	3	5.4	13.33	6	5.5	13.53	1	5.0	13.20	3	54.299
			9.233	0.000	7.933	0.000	8.033	0.000	8.200	0.000					
2	HEDUIT Carolann	FRA	5.4	14.20	4	6.1	13.80	3	5.6	12.43	4	5.4	12.83	7	53.266
			8.900	0.100	7.700	0.000	6.833	0.000	7.433	0.000					
3	BELOUSOVA Daria	RUS	4.6	13.40	11	5.3	13.93	2	5.2	12.63	3	5.2	13.10	5	53.066
			8.800	0.000	8.633	0.000	7.433	0.000	7.900	0.000					
4	D'AMATO Asia	ITA	5.4	14.66	1	5.8	13.63	4	4.6	11.23	17	5.0	13.30	2	52.832
			9.266	0.000	7.833	0.000	6.633	0.000	8.300	0.000					
5	IORIO Elisa	ITA	5.4	14.36	2	5.9	13.46	5	5.3	10.73	23	5.0	13.16	4	51.731
			8.966	0.000	7.566	0.000	5.433	0.000	8.166	0.000					
6	MORGAN Amelie	GBR	5.4	13.50	10	4.9	12.70	7	5.5	12.93	2	4.9	12.30	14	51.433
			8.400	0.300	7.800	0.000	7.433	0.000	7.400	0.000					
7	KLIMENKO Kseniia	RUS	4.6	13.26	12	5.9	14.56	1	5.2	9.700	32	5.1	13.46	1	50.998
			8.666	0.000	8.666	0.000	4.500	0.000	8.366	0.000					
8	BACSKAY Csenge Maria	HUN	4.6	13.73	6	4.8	12.63	11	4.9	11.90	7	4.7	12.70	9	50.966
			9.133	0.000	7.833	0.000	7.000	0.000	8.000	0.000					
9	SCHERMANN Bianka	HUN	4.6	13.76	5	4.9	12.70	7	5.3	11.50	12	4.8	12.50	12	50.466
			9.166	0.000	7.800	0.000	6.200	0.000	7.700	0.000					
10	JAKUBCZYK Phoebe	GBR	4.6	13.60	7	4.6	12.63	10	4.8	11.53	11	4.8	12.66	10	50.432
			9.000	0.000	8.033	0.000	6.733	0.000	7.966	0.100					
11	SAVRANBASI Nazli	TUR	4.6	13.50	9	4.9	11.23	18	4.8	11.66	10	4.8	12.96	6	49.365
			8.900	0.000	6.333	0.000	6.866	0.000	8.166	0.000					



BAKU
2018

MAG & WAG
Youth Olympic Games Qualification
Baku, Azerbaijan
June 23, 2018



All-Around Results

Rank	Name	NOC Code									Total				
			D E	Total Pen.	Rk.	D E	Total Pen.	Rk.	D E	Total Pen.		Rk.	D E	Total Pen.	Rk.
12	PAULSSON Tonya	SWE	4.0	13.00	18	4.6	12.66	9	4.5	11.03	20	4.2	12.20	15	48.899
			9.000	0.000		8.066	0.000		6.533	0.000		8.000	0.000		
13	ZIMMERMANN Lisa	GER	4.8	13.06	16	4.6	12.60	12	4.4	11.43	13	4.3	11.76	23	48.865
			8.266	0.000		8.000	0.000		7.033	0.000		7.566	0.100		
14	PUIU Ana-Maria	ROU	4.6	13.10	14	4.6	12.16	14	4.6	11.16	18	5.0	12.20	17	48.632
			8.500	0.000		7.566	0.000		6.566	0.000		7.200	0.000		
15	STALINKEVICIUTE Egle	LTU	3.7	12.26	28	3.9	12.00	15	4.5	11.96	6	4.6	12.40	13	48.632
			8.566	0.000		8.100	0.000		7.466	0.000		7.800	0.000		
16	SLEVIN Emma	IRL	4.0	13.06	15	4.5	11.90	16	4.3	11.70	8	4.1	11.70	24	48.366
			9.066	0.000		7.400	0.000		7.400	0.000		7.600	0.000		
17	PETISCO Alba	ESP	4.6	13.56	8	4.3	12.30	13	4.6	9.966	30	4.7	11.66	26	47.498
			8.966	0.000		8.000	0.000		5.366	0.000		6.966	0.000		
18	BERAR Iulia	ROU	4.6	12.96	20	4.5	10.56	22	5.1	11.26	15	4.8	12.60	11	47.398
			8.466	0.100		6.066	0.000		6.166	0.000		7.800	0.000		
19	ASENCIO Alba	ESP	3.3	12.00	36	4.6	11.00	20	4.8	11.40	14	4.4	12.80	8	47.200
			8.700	0.000		6.400	0.000		6.600	0.000		8.400	0.000		
20	HAUTALA Ada	FIN	4.2	13.03	17	4.2	10.20	25	4.6	12.23	5	4.4	11.33	28	46.799
			8.833	0.000		6.000	0.000		7.633	0.000		6.933	0.000		
21	CARDOSO Beatriz	POR	4.2	13.20	13	3.5	11.30	17	4.2	10.36	28	4.5	11.86	19	46.732
			9.000	0.000		7.800	0.000		6.466	0.300		7.466	0.100		
22	VARABYOVA Aliaksandra	BLR	4.2	12.80	22	4.4	10.46	23	4.9	11.13	19	4.5	11.83	21	46.232
			8.600	0.000		6.066	0.000		6.233	0.000		7.333	0.000		



BAKU
2018

MAG & WAG
Youth Olympic Games Qualification
Baku, Azerbaijan
June 23, 2018

Youth Olympic Games Qualifying Competition
Women Artistic Gymnastics
Individual
JUNIORS



All-Around Results

Rank	Name	NOC Code									Total				
			D	Total Rk.	D	Total Rk.	D	Total Rk.	D	Total Rk.					
			E	Pen.	E	Pen.	E	Pen.	E	Pen.					
23	KATSALI Elvira	GRE	3.5	12.10	33	2.3	11.00	19	4.6	10.70	24	4.2	12.20	15	46.000
			8.700	0.100	8.700	0.000	6.100	0.000	8.000	0.000					
24	ALISTRATAVA Anastasiya	BLR	4.2	11.63	38	4.5	10.13	27	4.6	11.23	16	4.7	11.80	22	44.799
			7.733	0.300	5.633	0.000	7.133	0.500	7.400	0.300					
25	KANTER Mari	NOR	4.2	12.70	23	4.3	10.40	24	4.4	9.566	33	4.5	11.83	20	44.499
			8.500	0.000	6.100	0.000	5.166	0.000	7.433	0.100					
26	RAZ Lihie	ISR	3.5	12.03	34	2.9	9.200	37	5.0	10.73	22	4.7	11.96	18	43.932
			8.533	0.000	6.300	0.000	5.733	0.000	7.266	0.000					
27	BAKAR Ipek	TUR	3.5	11.66	37	2.7	9.333	36	4.4	11.70	9	4.2	11.13	30	43.832
			8.166	0.000	6.633	0.000	7.300	0.000	6.933	0.000					
28	GAHRAMANOVA Samira	AZE	3.7	12.43	26	1.9	9.533	31	4.4	10.76	21	4.4	10.93	33	43.665
			8.733	0.000	7.633	0.000	6.366	0.000	6.633	0.100					
29	DYKALCHUK Sofiia	UKR	4.0	12.60	25	4.2	9.700	28	5.1	10.20	29	4.5	10.80	34	43.300
			8.600	0.000	5.500	0.000	5.100	0.000	6.300	0.000					
30	PALMADOTTIR Vigdis	ISL	4.2	13.00	19	3.6	9.666	29	3.9	8.800	35	4.4	11.43	27	42.899
			8.800	0.000	6.066	0.000	4.900	0.000	7.033	0.000					
31	PYCHOVA Kristina	SVK	4.0	12.83	21	3.0	7.600	41	4.4	10.43	26	4.2	11.66	25	42.532
			8.833	0.000	4.600	0.000	6.033	0.000	7.466	0.000					
32	HALVORSEN Selma	NOR	3.7	12.20	29	2.0	8.400	40	4.3	10.60	25	4.0	11.26	29	42.466
			8.500	0.000	6.400	0.000	6.300	0.000	7.266	0.000					
33	MASLEVA Desislava	BUL	3.7	12.33	27	1.4	8.900	38	5.1	10.43	27	3.7	10.43	35	42.099
			8.633	0.000	7.500	0.000	5.333	0.000	6.733	0.000					



MAG & WAG
Youth Olympic Games Qualification
Baku, Azerbaijan
June 23, 2018



All-Around Results

Rank	Name	NOC Code									Total				
			D	Total Rk.	D	Total Rk.	D	Total Rk.	D	Total Rk.					
			E	Pen.	E	Pen.	E	Pen.	E	Pen.					
34	HEFFERNAN Jane	IRL	3.5	11.36	40	4.5	10.66	21	3.8	9.833	31	4.0	10.23	40	42.098
			7.966	0.100	6.166	0.000	6.033	0.000	6.533	0.300					
35	CHRISTENSEN Katrine	DEN	3.7	12.13	32	1.9	9.333	35	3.5	9.200	34	4.0	11.06	31	41.732
			8.433	0.000	7.433	0.000	5.700	0.000	7.166	0.100					
36	PETROVA Zane	LAT	3.7	12.03	35	1.9	10.13	26	3.7	7.966	38	3.7	10.96	32	41.098
			8.333	0.000	8.233	0.000	4.266	0.000	7.266	0.000					
37	NIEMINEN Nitta	FIN	4.6	12.70	24	3.4	8.866	39	4.8	8.700	36	4.5	10.30	38	40.566
			8.400	0.300	5.466	0.000	3.900	0.000	6.100	0.300					
38	SAJOVKO Marija	LAT	4.0	11.40	39	3.0	9.400	34	4.1	8.600	37	3.9	10.26	39	39.666
			7.400	0.000	6.400	0.000	4.500	0.000	6.366	0.000					
39	COHEN Gai	ISR	3.7	12.20	29	1.8	9.600	30	3.4	7.266	40	3.6	10.36	37	39.432
			8.500	0.000	7.800	0.000	3.866	0.000	6.766	0.000					
40	BOCKHAUS Isabella	DEN	3.7	12.16	31	3.4	9.533	32	2.3	6.400	41	3.7	10.43	35	38.532
			8.466	0.000	6.133	0.000	4.100	0.000	6.733	0.000					
41	SEMIONOVA Greta	LTU	3.7	11.06	41	3.5	9.433	33	3.4	7.466	39	3.3	9.866	41	37.831
			7.366	0.000	5.933	0.000	4.066	0.000	6.566	0.000					
	HAYN Sidney	GER										0			
	SIGURJONSDOTTIR Emilia	ISL										0			



BAKU
2018

MAG & WAG
Youth Olympic Games Qualification
Baku, Azerbaijan
June 23, 2018

Youth Olympic Games Qualifying Competition
Women Artistic Gymnastics
Individual
JUNIORS



All-Around Results

Rank	Name	NOC Code									Total	
			D	Total Rk.	D	Total Rk.	D	Total Rk.	D	Total Rk.		
			E	Pen.	E	Pen.	E	Pen.	E	Pen.		

LEGEND



Floor exercises



Balance beam



Uneven bars



Vault

E Execution

D Difficulty

Rk. Ranking

Pen Penalty

